

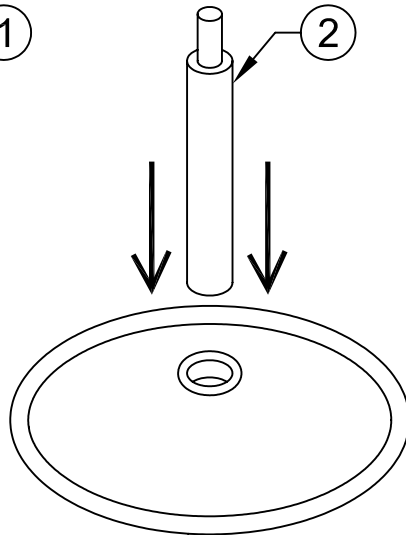
DIRECTIONS FOR USE: Standel™ Sit-Stand

REORDER MODEL NUMBER 2300

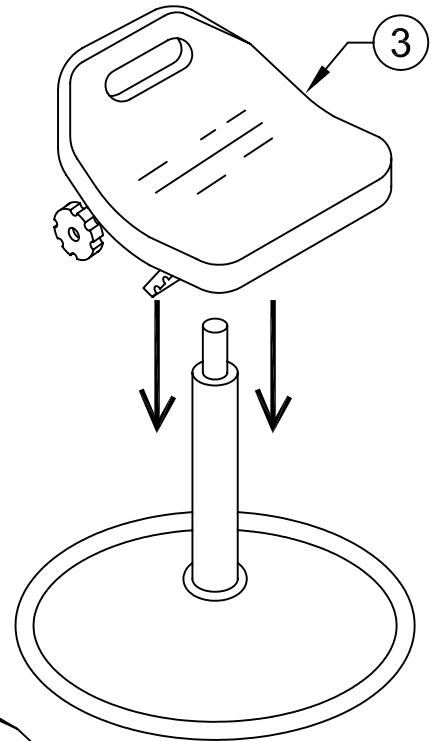
1 PLACE THE BASE ON
A CLEAN DRY FLOOR.



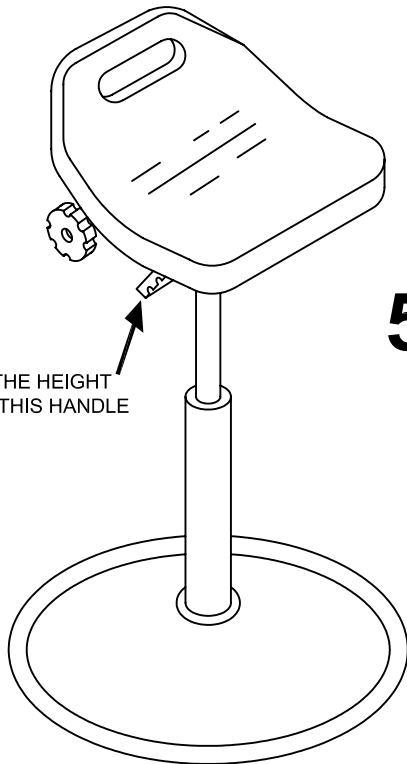
2 PUSH THE LARGER BLACK PART
OF THE CYLINDER INTO THE BASE.



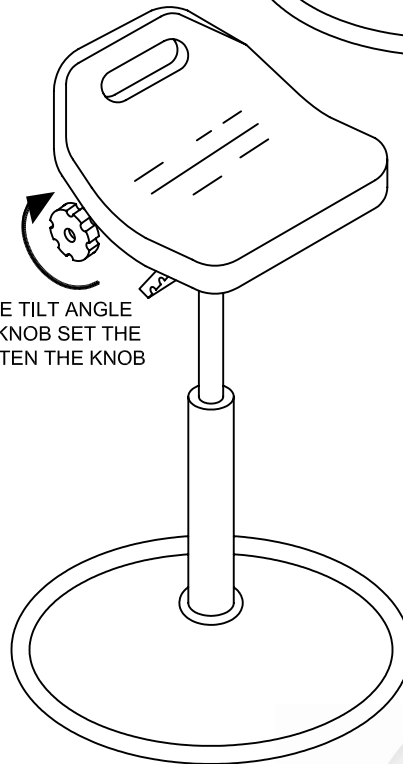
3 PUSH SEAT INTO THE SMALLER
CHROME PART OF THE CYLINDER.



4 TO ADJUST THE HEIGHT
PULL UP ON THIS HANDLE



5 TO ADJUST THE TILT ANGLE
LOOSEN THIS KNOB SET THE
TILT AND TIGHTEN THE KNOB



SANDEL
the original exclusive sponsor of
AORN
Patient Safety First program.

Item	Description
1	Base
2	Cylinder
3	Seat

SANDEL
MEDICAL INDUSTRIES L.L.C.
We incubate and grow your ideas.™

19736 Dearborn Street, Chatsworth, CA 91311
ph: 1-866-764-3327 www.sandelmedical.com