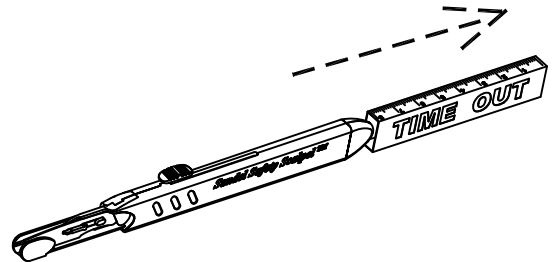


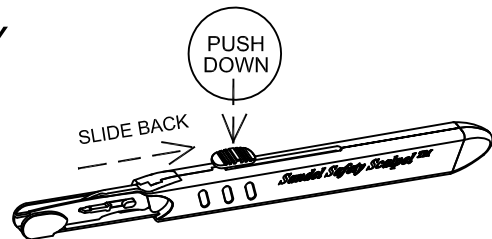
DIRECTIONS FOR USE: Sandel Safety Scalpel™

Sterile, Weighted & Non-weighted Disposable Safety Scalpels

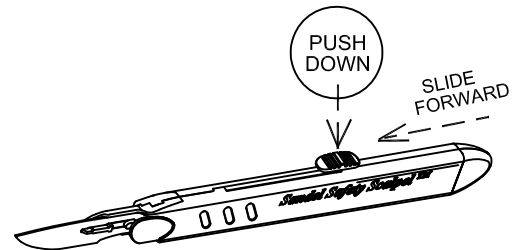
- 1** REMOVE TIME OUT SLEEVE
PRIOR TO USE.



- 2** TO EXPOSE BLADE, PUSH SAFETY
BUTTON DOWN AND SLIDE BACK.



- 3** BEFORE EACH PASS AND PRIOR
TO DISPOSAL, SLIDE SAFETY
BUTTON DOWN AND FORWARD
UNTIL A CLICK IS HEARD AND
BLADE IS FULLY COVERED.



- REORDER NUMBERS -			
#10	Blade (Weighted)	2210-N	#10 Blade (Non-Weighted) 2230-N
#11	Blade (Weighted)	2211-N	#11 Blade (Non-Weighted) 2231-N
#15	Blade (Weighted)	2215-N	#15 Blade (Non-Weighted) 2235-N

SANDEL
the original exclusive sponsor of
AORN
Patient Safety First program.


SANDEL LLC
Leaders in Healthcare Safety
Sandel Medical Industries, LLC
19736 Dearborn Street, Chatsworth, CA 91311
1-818-534-2500 www.sandelmedical.com

In the healthcare industry, the color orange is a trademark of Sandel Medical Industries, LLC