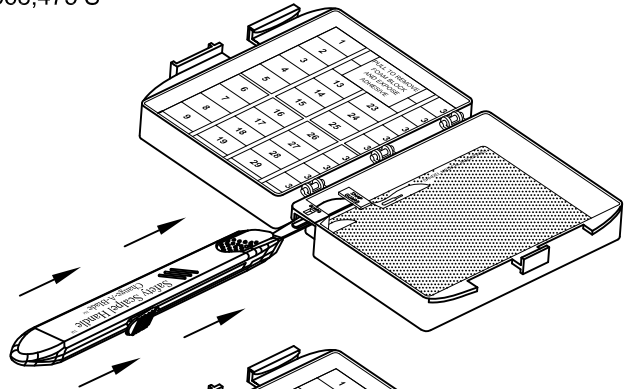


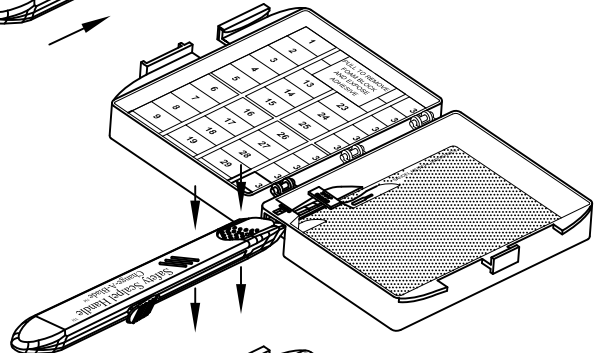
DIRECTIONS FOR USE: Scalpel Disarmer™

Some Components Patented & Patent Pending
Pat. # US D568,475 S

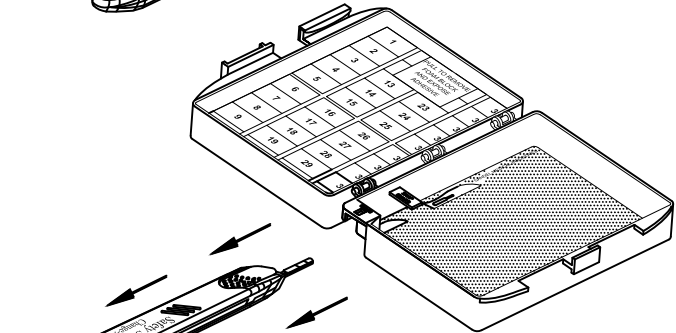
1. INSERT BLADE UNDER THE GUARD & SNAP GUARD WITH THE SHARP EDGE TOWARDS INSIDE WALL OF BOX.



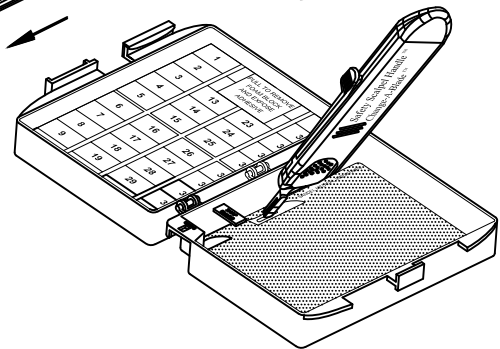
2. PRESS DOWNWARD WITH INDEX FINGER ON ORANGE SHIELD AT FRONT OF SCAPEL.



3. PULL HANDLE BACKWARDS.



4. PLACE BLADE ON MAGNETIC PAD AT DESIRED LOCATION USING TIP OF HANDLE.



SANDEL
the original exclusive sponsor of
AORN
Patient Safety First program.


SANDEL LLC
Leaders in Healthcare Safety

Sandel Medical Industries, LLC
19736 Dearborn Street, Chatsworth, CA 91311
1-818-534-2500 www.sandelmedical.com