

Build your own Safety Kit

Reduce cost • Save time • Reduce waste • Increase flexibility • Customize



Reorder No.	Description		Packaging	Case Qty.
2200	Change-A-Blade™	Sterile	12/Bx 4 Bx/Cs	48 ea/Case
2241	Scalpel Disarmer™ Magnet & Foam	Sterile	12/Bx 4 Bx/Cs	48 ea/Case
2242	Scalpel Disarmer™ Magnet & Magnet	Sterile	12/Bx 4 Bx/Cs	48 ea/Case
2251	Scalpel Disarmer™ Magnet & Foam, 1 Change-A-Blade™	Sterile	12/Bx 4 Bx/Cs	48 ea/Case
2252	Scalpel Disarmer™ Magnet & Magnet, 1 Change-A-Blade™	Sterile	12/Bx 4 Bx/Cs	48 ea/Case
2261	Scalpel Disarmer™ Magnet & Foam, 1 Change-A-Blade™, 2 sheets of 16 OR labels, 1 4-in-1™ Marker	Sterile	12/Bx 4 Bx/Cs	48 ea/Case
2262	Scalpel Disarmer™ Magnet & Magnet, 1 Change-A-Blade™, 2 sheets of 16 OR labels, 1 4-in-1™ Marker	Sterile	12/Bx 4 Bx/Cs	48 ea/Case
2271	Scalpel Disarmer™ Magnet & Foam, 1 Change-A-Blade™, 2 sheets of 16 OR labels, 1 4-in-1™ Marker, 4 Flags	Sterile	12/Bx 4 Bx/Cs	48 ea/Case
2272	Scalpel Disarmer™ Magnet & Magnet, 1 Change-A-Blade™, 2 sheets of 16 OR labels, 1 4-in-1™ Marker, 4 Flags	Sterile	12/Bx 4 Bx/Cs	48 ea/Case

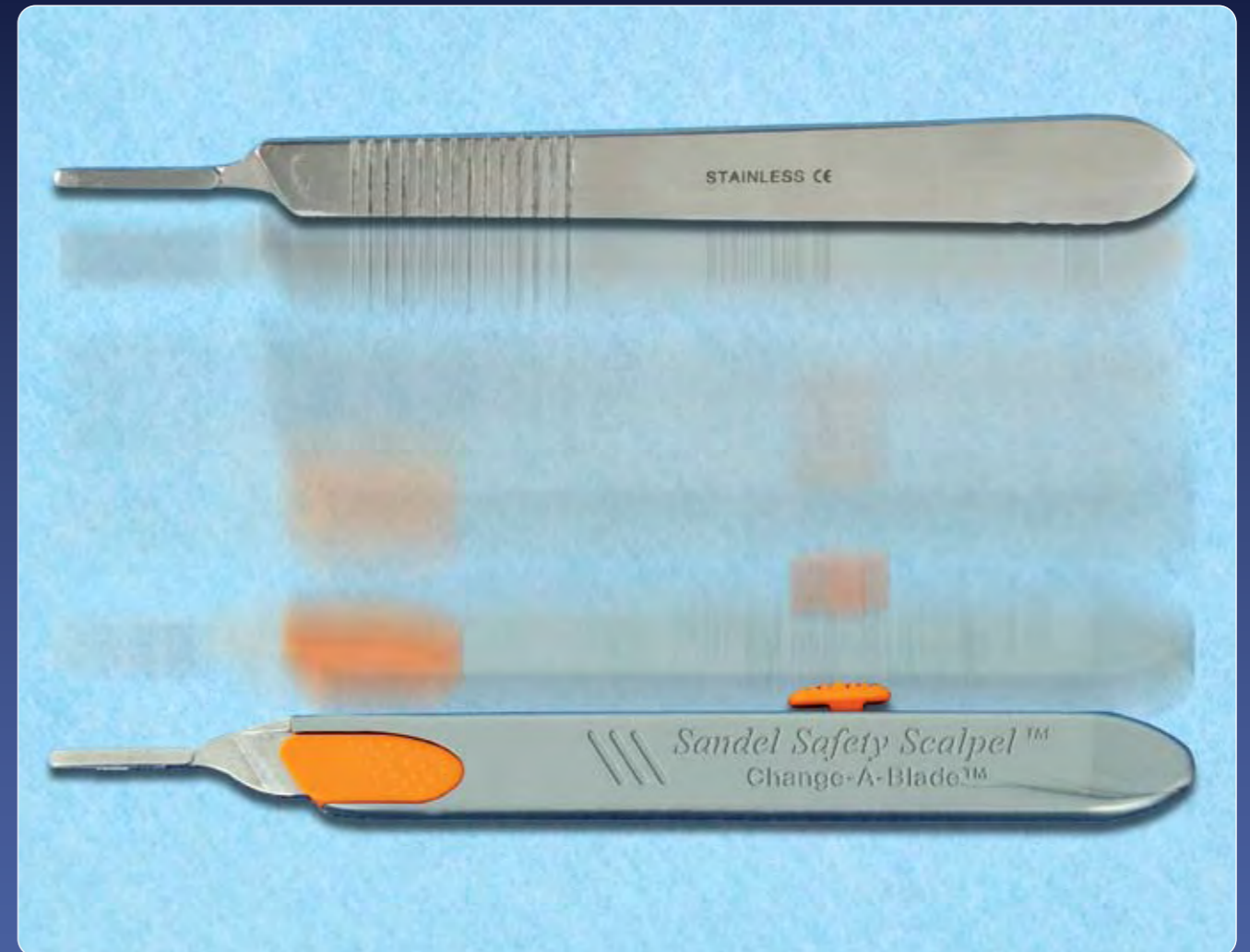
Call Customer Service toll-free to place your order: 1-866-764-3327.

All products available from your procedural kit supplier.



SANDEL MEDICAL INDUSTRIES, LLC • 19736 Dearborn Street • Chatsworth, CA 91311
1-866-764-3327 • Fax: 818-534-2510 • info@sandelmedical.com • www.sandelmedical.com

Your #3 Scalpel Handle Now Has *Protection!*



Change-A-Blade™

Protective Safety Scalpel Handle
for You and Your Surgical Team

SANDEL the original exclusive sponsor of
AORN Patient Safety First program.

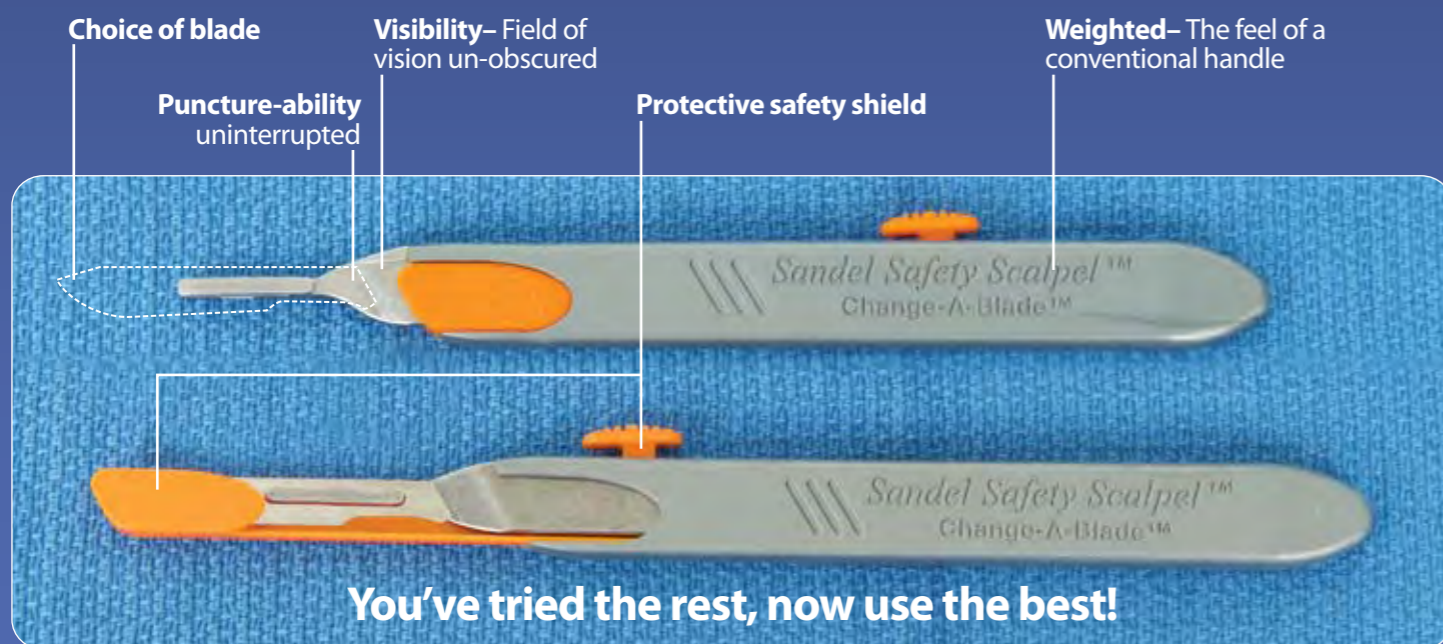


Sandel's Change-A-Blade™ Safety Scalpel Handle

Evolution of the Ultimate Safety Scalpel Handle



Now you can satisfy your surgeon
and comply with OSHA.



Patented; Patent Pending

Same technique *with safety* for all!

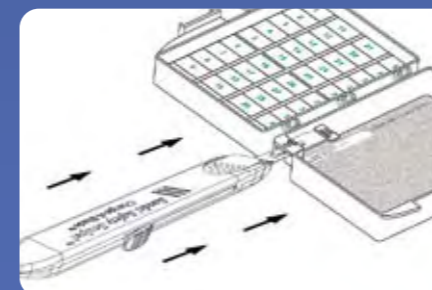
Total protection for you and your surgical team: **Scalpel Disarmer™ blades and needles counting disposal box**



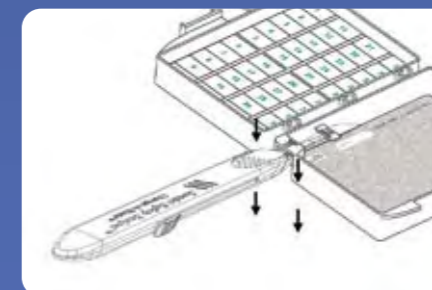
- Safely remove and dispose of scalpel blades and needles
- Accurate counting and safe disposal
- Easily separates for two safety halves

- Safety lock for safe disposal
- Numbered magnet and/or foam surface for needles
- Noticeable orange safety color in the "sea of blue"

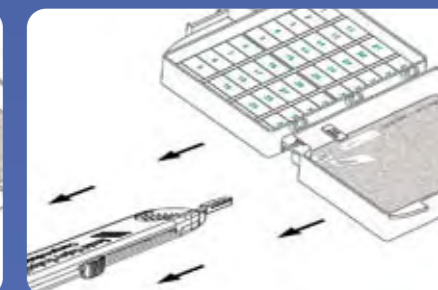
Remove scalpel blades from Change-A-Blade with the Scalpel Disarmer



Insert the blade through the slot in the side of the box.



Line up the blade underneath the snap guard.



Press the blade handle down so that the blade slides off the metal neck of the handle.