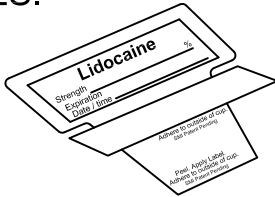


DIRECTIONS FOR USE:

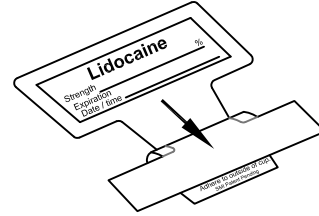
Correct Medication Labeling System™

Pat. # US 7,458,177

- 1** PEEL PAPER BACKING
HALFWAY BACK. ADHERE
LABEL TO FLAG SURFACE.
USE PRE-PRINTED OR BLANK
LABELS.

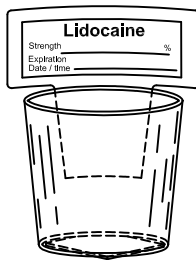


- 2** PEEL PAPER BACKING TO
EXPOSE ADHESIVE.
COLOR SYRINGE LABELS
WILL PEEL OFF WITH BACKING.

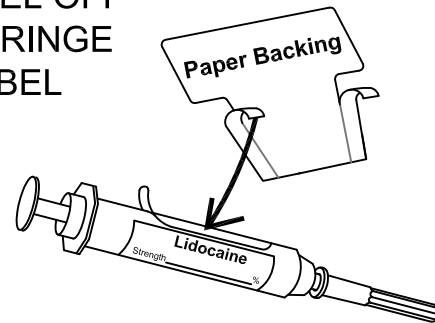


- 3** ADHERE FLAG TO OUTSIDE OF
CUP.

OPTIONAL:
REMOVE ADHESIVE BACKING
FROM BOTTOM OF CUP, AND
ADHERE TO A SURFACE.



- 4** PEEL OFF
SYRINGE
LABEL



- 5** ADHERE
CORRESPONDING COLOR
LABEL TO SYRINGE BARREL
AND PRE-PRINTED LABEL.

SANDEL
the original exclusive sponsor of
AORN
Patient Safety First program.


Leaders in Healthcare Safety

Sandel Medical Industries, LLC
19736 Dearborn Street, Chatsworth, CA 91311
1-818-534-2500 www.sandelmedical.com

In the healthcare industry, the color orange is a trademark of Sandel Medical Industries, LLC.