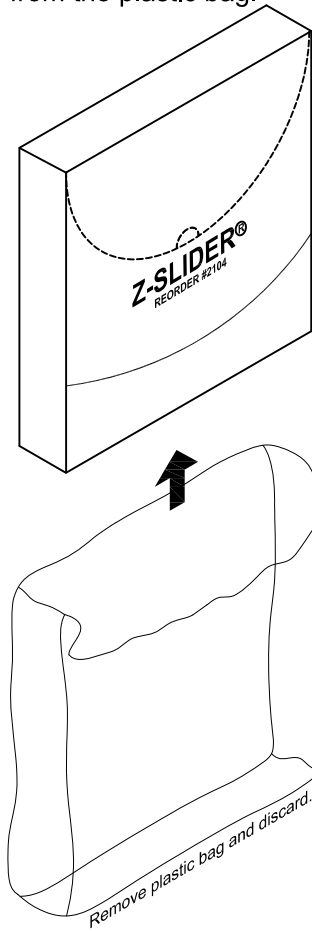


DIRECTIONS FOR USE:

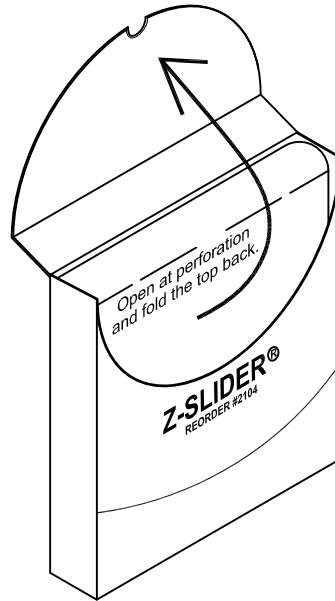
# Z-Slider®

REORDER # 2104

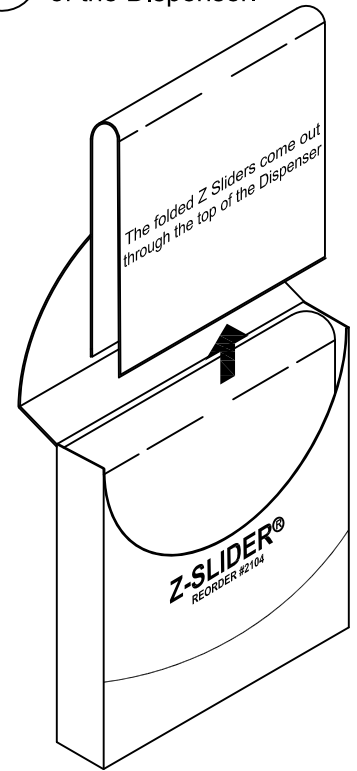
- 1 Remove the Z-Slider Dispenser from the plastic bag.



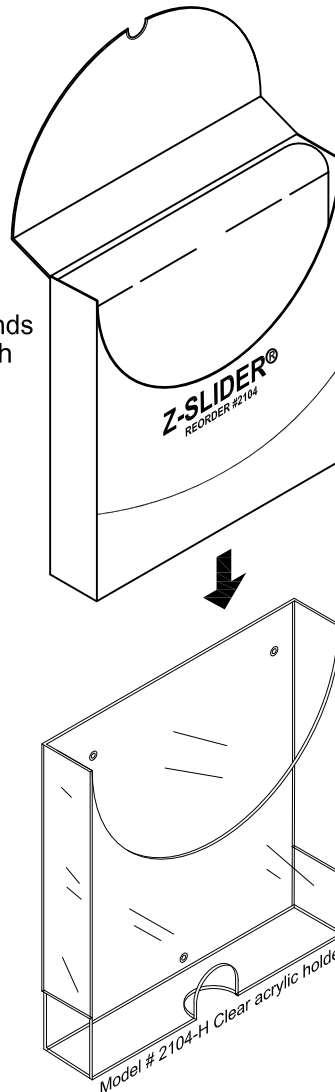
- 2 Open the Z-Slider Dispenser at the perforation.



- 3 Lift the Z-Slider up and out of the Dispenser.



- 4 For optimum use, Sandel Medical recommends that the Z-Slider be used in conjunction with the Z-Slider holder, Part # 2104-H.



Safety means NEVER having to say you're sorry.®

  
**SANDEL** LLC  
Leaders in Healthcare Safety

Sandel Medical Industries, LLC  
19736 Dearborn Street, Chatsworth, CA 91311  
1-818-534-2500 [www.sandelmedical.com](http://www.sandelmedical.com)