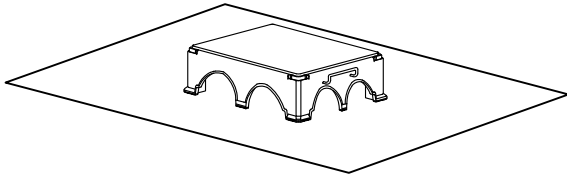


DIRECTIONS FOR USE: Ergo-Step™ Stool

Patent Pending

- 1** PLACE ERGO - STEP ON A CLEAN DRY FLOOR.



- 2** RECOMMENDED STANDING POSITION IS IN THE CENTER OF THE ERGO - STEP.

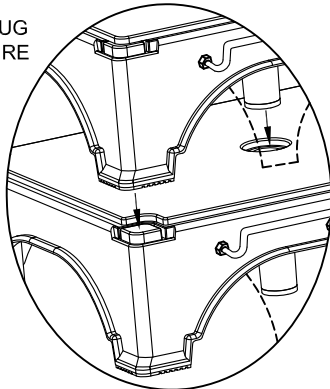


WEIGHT CAPACITY: 500 lbs

- 3** WHEN STACKING, REMOVE PLUG ON BOTTOM STOOL, AND INSURE PROPER NESTING OF LEGS AND CENTER SUPPORT.

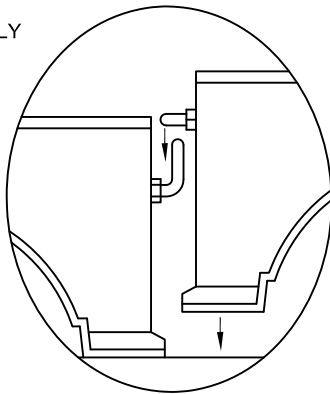
STEP LEGS MUST FIT FIRMLY INTO THE CORNER GROOVES WHEN STACKING.

THE CENTER SUPPORT MUST NEST INTO RECESS AT THE CENTER OF THE BOTTOM STEP.

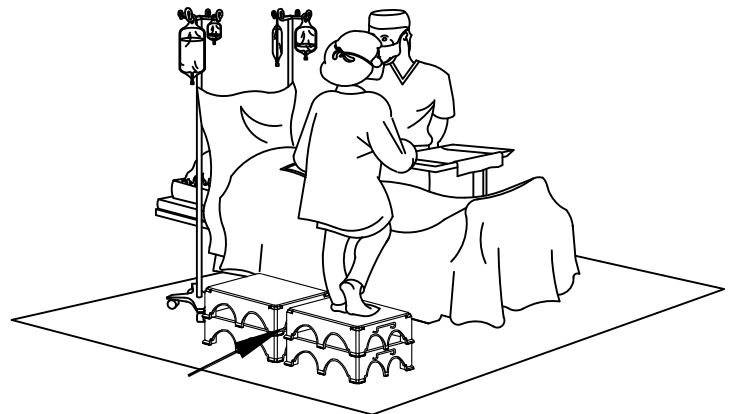
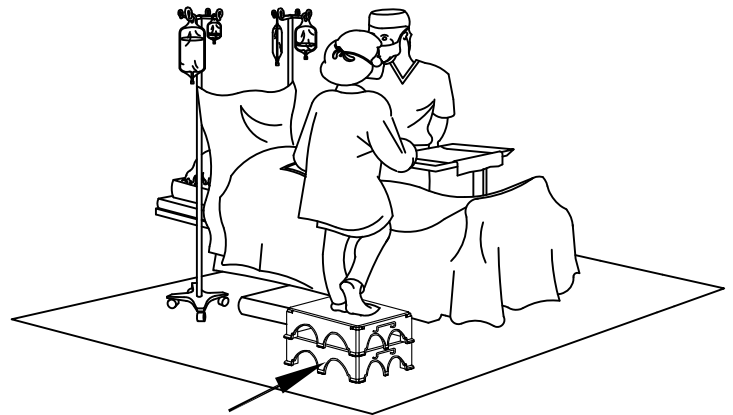
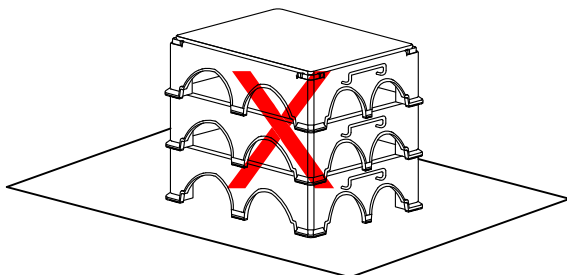


- 4** WHEN CONNECTING LATERALLY DROP THE LOOP HARDWARE OF THE STOOL ON THE RIGHT OVER THE HOOK HARDWARE OF THE STOOL ON THE LEFT

STOOL LEGS MUST SIT FIRMLY ON THE FLOOR



- 5** DO NOT STACK MORE THAN TWO STEPS.



CAUTION!

1. Use standard operating room equipment disinfecting procedures to clean step stool.
2. When using cart wash, wash and dry cycles should not exceed 140°F (60°C).
3. DO NOT stack two TOP step stools (1170-T)

| REORDER NUMBERS | |
|-----------------|-----------------------------|
| #1170 | 2 Tops & 2 Bottoms Per Case |
| #1170-T | 4 Tops Per Case |
| #1170-B | 4 Bottoms Per Case |



Leaders in Healthcare Safety

Sandel Medical Industries, LLC
19736 Dearborn Street, Chatsworth, CA 91311
1-818-534-2500 www.sandelmedical.com

In the healthcare industry, the color orange is a trademark of Sandel Medical Industries, LLC.